

CE
0120



GBR System

Guided Bone Regeneration



Contents

3	Indication
4	Ordering Information_Screws <ul style="list-style-type: none">- Wide Head Screw- Tenting Screw- Self-Drilling Screw(Micro/ Mid)- Mini Screw
5	- J-Tac
6	Ordering Information_Meshes <ul style="list-style-type: none">- Fixation Hole Mesh- Horizontal Smooth Bending Mesh
7	- Mesh
8	Ordering Information_Instruments



GBR System Guided Bone Regeneration

indication The GBR System are intended for use in stabilizing and fixating bone grafts, bone filling material and/or barrier membranes used for guided bone/tissue regeneration in the oral cavity. Single patient use only. It is made of Pure Titanium (Plate – ASTM F67) and Titanium alloy (Screw – ASTM F136). And it supplied as non-sterile condition. GBR System plate & Screw and its accessories (instruments) should be sterilized before use.

Guided Bone Regeneration (GBR) is a procedure that regenerates missing bone prior to the placement of dental implants. This can be accomplished by using bone grafts, biocompatible membranes, and fixation screws.

Bone Grafts may be autologous bone harvested from the patient's own body, allograft bone, or synthetic materials.

Jeil GBR System offers options for customized kit configuration. Doctors may choose necessary screws, meshes, and instruments in a block.

Guided Bone Regeneration using Titanium Mesh



1 Make an incision & Expose the desired area.



2 Drill several bleeding holes on the bone, in order to help bone regeneration.



3 Fill the bone graft on the desired area.



4 Using the mesh cutter, cut the 0.1mm thick titanium mesh to fit desired area.



5 Bend & Position the titanium mesh on the destination.



6 Fix the titanium mesh with self drilling Ø1.4 micro screws.

Screws

Wide Head Screw

Fits better to GBR mesh and membrane thanks to the wider head.

Unit : (mm)



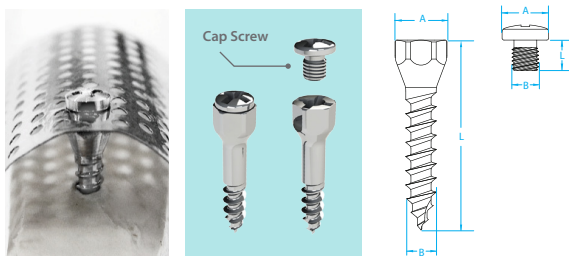
Division	Code	Description		
		Head Diameter (A)	Outer Diameter(B)	Length (L)
Wide Head Screw	14-AT-003G	Ø3.0	Ø1.4	3.0
	14-AT-004G			4.0
	14-AT-005G			5.0

* Micro Self-Drilling Screw

Tenting Screw

Creates and secures the space for bone graft.

Unit : (mm)

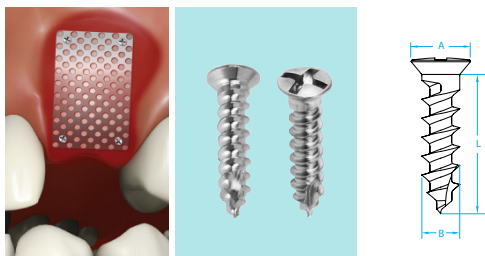


Division	Code	Description		
		Head Diameter (A)	Outer Diameter(B)	Length (L)
Tenting Screw	16-TT-010	Ø2.7	Ø1.6	10.0
	Cap Screw	Ø2.45	Ø1.4	1.6

Self-Drilling Screw

Simplifies screwing process

Unit : (mm)



Division	Code	Description		
		Head Diameter (A)	Outer Diameter(B)	Length (L)
Micro Self-Drilling Screw	14-AT-003	Ø2.0	Ø1.4	3.0
	14-AT-004			4.0
	14-AT-005			5.0
	14-AT-006			6.0
	14-AT-010			10.0
	14-AT-012			12.0
Mid Self-Drilling Screw	16-AT-003	Ø2.5	Ø1.6	3.0
	16-AT-004			4.0
	16-AT-005			5.0
	16-AT-006			6.0
	16-AT-008			8.0
	16-AT-010			10.0
16-AT-012	12.0			

Mini Screw

Enables screw insertion without tapping procedure

Unit : (mm)



Division	Code	Description		
		Head Diameter (A)	Outer Diameter(B)	Length (L)
Mini Self-Tapping Screw	20-MN-006	Ø3.0	Ø1.95	6.0
	20-MN-008			8.0
	20-MN-010			10.0
	20-MN-012			12.0
	20-MN-014			14.0
	20-MN-016			16.0

J-Tac

Tacking system for stabilizing a membrane on maxilla / mandible.

Its dome-shaped head and barbed pin keep the membrane anchored on the bone after operation.

Straight or angled J-Tac shafts in conjunction with screwdriver body with silicone cap can pick-up and place the J-Tacs.



JT-CL-030
(Length: 3mm, 5pcs / pack)



JT-CL-040
(Length: 4mm, 5pcs / pack)



113-JT-101
J-TAC Driver Shaft
for Screwdriver Handle



113-JT-103
J-TAC Driver Shaft
for Screwdriver Handle



J-TAC Cap
J-TAC Cap
for Screwdriver Handle

Meshes

Efficiently forms the space to protect the graft.

Multiple pores on the mesh not only help blood supply but also minimize soft tissue exposures.


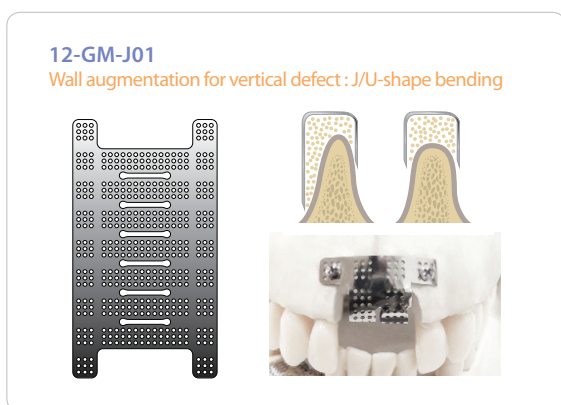
Horizontal Smooth Bending Mesh

Enables horizontal / vertical bone volume augmentation of implants site for guided bone regeneration.

Its extra thin thickness and pre-cut design offer excellent flexibility and easier shaping.

Doctors can utilize this for multiple array of teeth cases, and also can fulfill better bone formation and spatial retention for stable implant.

** Note : Fixation Hole Mesh is intended to be used in conjunction with a dental implant.*



Unit : (mm)

Code	Size	Thickness	Pore diameter	Color
12-GM-J01	53.0 x 29.6mm	0.15	Ø0.8	Silver
12-GM-L01	41.0 x 21.9mm			

Fixation Hole Mesh

Can be used as an alternative to a membrane, and also enables simultaneous GBR with dental Implant.

Doctors can easily remove unnecessary edges.




Unit : (mm)

Code	Size	Thickness	Pore diameter	Fixation hole diameter	Color
12-GM-P01	16.6 x 10.0	0.15	Ø0.8	Ø3.1	Silver
12-GM-P02	28.0 x 10.0				

Mesh


Mesh can be cut to size depending on surgical needs.

12-GM-001-01
12-GM-001-02




Size : 37.0x25.1mm

12-GM-002-01
12-GM-002-02




Size : 75.0x51.0mm

12-ME-001-01
12-ME-001-02




37.0x24.0mm

12-ME-002-01
12-ME-002-02



49.0x37.0mm

12-ME-003-01
12-ME-003-02



99.0x74.0mm

Pore diameter: Ø0.8mm
Suffix -01: Thickness 0.1mm
Suffix -02: Thickness 0.2mm

Pore diameter: Ø1.48~ 1.88mm
Suffix -01: Thickness 0.1mm
Suffix -02: Thickness 0.2mm

Instruments



112-MC-201

Dia. 1.0mm Drill Bit(Micro) for Angle(8mm Stop)



112-MN-202

Dia. 1.6mm Drill Bit(Mini) for Angle(12mm Stop)



112-MU-301

Dia. 1.6mm Drill Bit(Mini), (12mm Stop)



112-MU-302

Dia. 1.6mm Drill Bit(Mini), (22mm Stop)



111-010

Screwdriver Handle



111-048

Mesh Puncher

Place a mesh at the tip of the Mesh Puncher, and grab the handles to make a hole in the desired spot.

Note: Punching Diameter : 1.5mm



113-MC-101

Micro Screwdriver Shaft



113-MC-202

Micro Screwdriver Shaft for Angle



113-MD-101

Mid Screwdriver Shaft



113-MD-201

Mid Screwdriver Shaft for Angle



113-MN-101

Mini Screwdriver Shaft for Screwdriver Handle



113-MN-201

Mini Screwdriver Shaft for Angle



113-MJ-103

Tenting Screwdriver Shaft



113-MJ-203

Tenting Screwdriver Shaft for Angle

Bonesier

Bone collector to harvest autograft bone for filling defect bone.

Surgeons can harvest 0.25cc bone or more with only 2~3 times stroke with the Bonesier.

Its transparent cap let doctors visually check the accumulated bone amount.



BCS-001

Blade: 1Pcs + Cap : 3Pcs

Top Graft

Blade: 1Pcs + Cap : 8Pcs

Instruments



112-083
Screw Block

112-083 Set Configuration			
NO	Code	Description	Set Quantity
1	112-083	Screw block for Tenting Screws, Ø1.4 Wide Head Auto Screws, Mesh, Mesh Puncher and Instruments.	1
2	14-AT-003G	Wide Head Screw, 1.4 x 3.0mm	5
3	14-AT-004G	Wide Head Screw, 1.4 x 4.0mm	20
4	14-AT-005G	Wide Head Screw, 1.4 x 5.0mm	10
5	16-TT-010	Tenting Screw, 1.6 x 10.0mm (Screw+Cap)	5
6	16-AT-008	Mid Self-Drilling Screw, 1.6 x 8.0mm	4
7	16-AT-010	Mid Self-Drilling Screw, 1.6 x 10.0mm	4
8	12-ME-001-01	Mesh, 37.0 x 24.0 mm, 0.1T, Pore Dia. 1.5mm	2
9	12-GM-J01	Horizontal Smooth Bending Mesh, 53.0 x 29.6mm, 0.15T, Pore Dia. 0.8mm	1
10	12-GM-L01	Horizontal Smooth Bending Mesh, 41.0 x 21.9mm, 0.15T, Pore Dia. 0.8mm	1
11	12-GM-P01	Fixation Hole Mesh, 16.6 x 10.0mm, 0.15T, Pore Dia. 0.8mm	1
12	12-GM-P02	Fixation Hole Mesh, 28.0 x 10.0mm, 0.15T, Pore Dia. 0.8mm	1
13	112-MC-201	Dia. 1.0mm Drill Bit for Angle(8mm Stop)	1
14	113-MC-101	Micro Screwdriver Shaft	1
15	113-MC-202	Micro Screwdriver Shaft for Angle	1
16	113-MD-101	Mid Screwdriver Shaft	1
17	113-MD-201	Mid Screwdriver Shaft for Angle	1
18	113-MJ-103	Tenting Screwdriver Shaft	1
19	113-MJ-203	Tenting Screwdriver Shaft for Angle	1
20	111-010	Screwdriver Body	1

Instruments




112-083-1
Screw Block

112-083-1 Set Configuration			
NO	Code	Description	Set Quantity
1	112-083-1	Screw block for J-Tac, Tenting Screws, Ø1.4, Ø1.6, Ø2.0 Screws, Mesh and instruments.	1
2	14-AT-006	Micro Self-Drilling Screw, 1.4 x 6.0mm	4
3	14-AT-008	Micro Self-Drilling Screw, 1.4 x 8.0mm	12
4	14-AT-010	Micro Self-Drilling Screw, 1.4 x 10.0mm	8
5	14-AT-012	Micro Self-Drilling Screw, 1.4 x 12.0mm	4
6	14-AT-003G	Wide Head Screw, 1.4 x 3.0mm	5
7	14-AT-004G	Wide Head Screw, 1.4 x 4.0mm	20
8	14-AT-005G	Wide Head Screw, 1.4 x 5.0mm	10
9	16-AT-006	Mid Self-Drilling Screw, 1.6 x 6.0mm	4
10	16-AT-008	Mid Self-Drilling Screw, 1.6 x 8.0mm	12
11	16-AT-010	Mid Self-Drilling Screw, 1.6 x 10.0mm	8
12	16-AT-012	Mid Self-Drilling Screw, 1.6 x 12.0mm	4
13	20-MN-006	Mini Self-Drilling Screw, 2.0 x 6.0mm	4
14	20-MN-008	Mini Self-Drilling Screw, 2.0 x 8.0mm	12
15	20-MN-010	Mini Self-Drilling Screw, 2.0 x 10.0mm	8
16	20-MN-012	Mini Self-Drilling Screw, 2.0 x 12.0mm	4
17	16-TT-010	Tenting Screw, 1.6 x 10.0mm (Screw+Cap)	5
18	12-ME-001-01	Mesh, 37.0 x 24.0 mm, 0.1T, Pore Dia. 1.5mm	2
19	12-GM-J01	Horizontal Smooth Bending Mesh, 53.0 x 29.6mm, 0.15T, Pore Dia. 0.8mm	1
20	12-GM-L01	Horizontal Smooth Bending Mesh, 41.0 x 21.9mm, 0.15T, Pore Dia. 0.8mm	1
21	12-GM-P01	Fixation Hole Mesh, 16.6 x 10mm, 0.15T, Pore Dia. 0.8mm	1
22	12-GM-P02	Fixation Hole Mesh, 28.0 x 10.0mm, 0.15T, Pore Dia. 0.8mm	1
23	112-MC-201	Dia. 1.0mm Drill Bit for Angle(8mm Stop)	1
24	112-MN-202	Dia. 1.6mm Drill Bit for Angle(12mm Stop)	1
25	113-MC-101	Micro Screwdriver Shaft	1
26	113-MC-202	Micro Screwdriver Shaft for Angle	1
27	113-MD-101	Mid Screwdriver Shaft	1
28	113-MD-201	Mid Screwdriver Shaft for Angle	1
29	113-MN-101	Mini Screwdriver Shaft	1
30	113-MN-201	Mini Screwdriver Shaft for Angle	1
31	113-MJ-103	Tenting Screwdriver Shaft	1
32	113-MJ-203	Tenting Screwdriver Shaft for Angle	1
33	111-010	Screwdriver Body	1
34	JT-CL-030	J-Tac 3.0mm(5pcs)	1
35	JT-CL-040	J-Tac 4.0mm(5pcs)	1
36	113-JT-101	J-Tac Driver Shaft Curve	1
37	113-JT-103	J-Tac Driver Shaft	1
38	J-TAC CAP	J-Tac Cap for Screwdriver Body	1

Instruments




112-060
Screw Block
Screw Block for J-TAC, Ø1.4, Ø1.6, Ø2.0 Screws,
Mesh and Instruments




112-061
Screw Block
Screw Block for J-TAC, Ø1.4, Ø1.6, Ø2.0 Screws,
Mesh and Instruments



112-080
Screw Block
Screw Block for J-TAC, Ø1.4, Ø2.0 Screws,
Mesh and Instruments



112-082
Screw Block
Screw Block for J-TAC, Ø1.4, Ø1.6, Ø2.0 Screws



112-081
Screw Block
Screw Block for J-TAC, Ø1.4, Ø1.6, Ø2.0 Screws, Instruments



LBEN-M0602(04)

JEIL MEDICAL CORPORATION

702•703•704•705•706•804•805•807•812•815-ho, 55, Digital-ro 34-gil, Guro-gu, Seoul, 152-728, Rep. of Korea

DOMESTIC SALES_ **T** 82.2.850.3500 **F** 82.2.850.3535 **E** jeil@jeilmed.co.kr
INTERNATIONAL SALES_ **T** 82.2.850.3935 **F** 82.2.850.3537 **E** global@jeilmed.co.kr

www.jeilmed.co.kr